



Small Business Update May 15, 2024

Nick Giacalone

Office of Small Business Programs

NIWC Pacific

Agenda

- ▼ FY24 Small Business Achievements
- ▼ Other Items
- ▼ Questions

1NAVWAR Total Small Business Achievements OCT 1 to MAY 6 2024

2024-05-06

Small Business
\$793,850,985.39

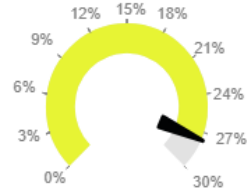
Small Disadvantaged
\$277,731,299.94

Service Disabled Vet Owned
\$164,555,383.33

Woman Owned
\$191,775,861.26

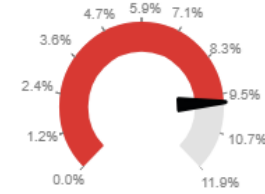
HUBZone
\$40,658,681.56

Total Eligible
\$2,851,236,681.47



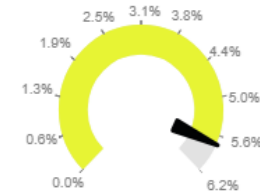
27.84%

SB Target: 30.25%



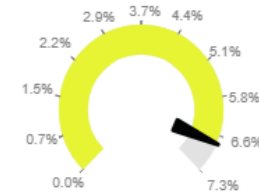
9.74%

SDB Target: 11.85%



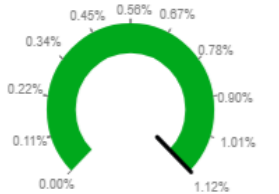
5.77%

SDVOSB Target: 6.25%



6.73%

WOSB Target: 7.3%



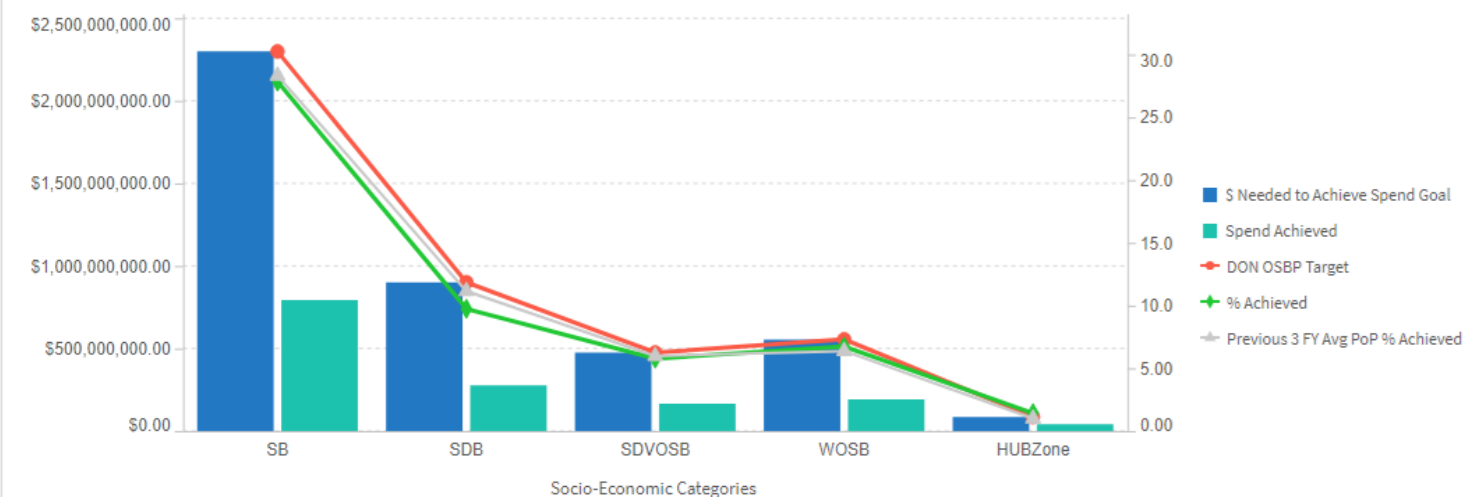
1.43%

HubZone Target: 1.12%

Small Business Performance

Category	Q	Previous 3 FY Avg %	EOY FY2023	2024-05-09	FY2024 Targets
Small Business		28.33	31.09	27.84	30.25
Small Disadvantaged Business		11.15	12.22	9.74	11.85
Service Disabled Vet Owned		5.97	6.22	5.77	6.25
Woman Owned		6.38	7.36	6.73	7.30
HUBZone		1.00	1.09	1.43	1.12

NAVWAR Socio-Economic Categories



NIWC Pacific Small Business Achievements OCT 1 to MAY 6 2024

2024-05-06

Total Eligible
\$608,904,289.20

Small Business
\$218,466,173.72



35.88%

SB Target: 36.46%

Small Disadvantaged
\$71,825,569.08



11.80%

SDB Target: 9.74%

Service Disabled Vet Owned
\$35,799,322.91



5.88%

SDVOSB Target: 5.36%

Woman Owned
\$38,696,211.71



6.36%

WOSB Target: 5.84%

HUBZone
\$12,495,126.08



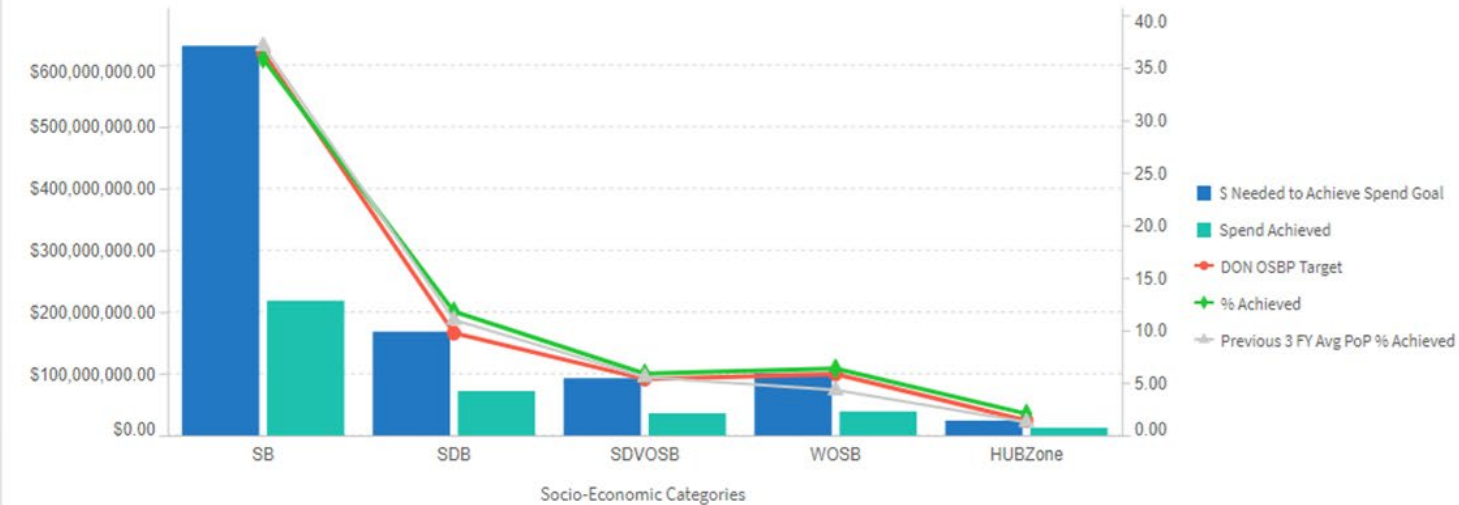
2.05%

HubZone Target: 1.41%

Small Business Performance

Category	Previous 3 FY Avg %	EOY FY2023	2024-05-09	FY2024 Targets
Small Business	37.07	35.25	35.88	36.46
Small Disadvantaged Business	10.99	8.50	11.80	9.74
Service Disabled Vet Owned	5.55	4.89	5.88	5.36
Woman Owned	4.32	4.65	6.36	5.84
HUBZone	1.27	1.21	2.05	1.41

NIWC-PAC Socio-Economic Categories



NIWC Atlantic Small Business Achievements OCT 1 to MAY 6 2024

2024-05-06

Total Eligible
\$896,399,002.00

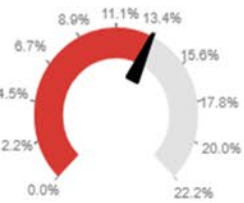
Small Business
\$342,711,157.38



38.23%

SB Target: 49.56%

Small Disadvantaged
\$118,886,498.28



13.26%

SDB Target: 22.25%

Service Disabled Vet Owned
\$73,574,394.90



8.21%

SDVOSB Target: 9.09%

Woman Owned
\$88,234,297.98



9.84%

WOSB Target: 14.56%

HUBZone
\$28,000,323.40



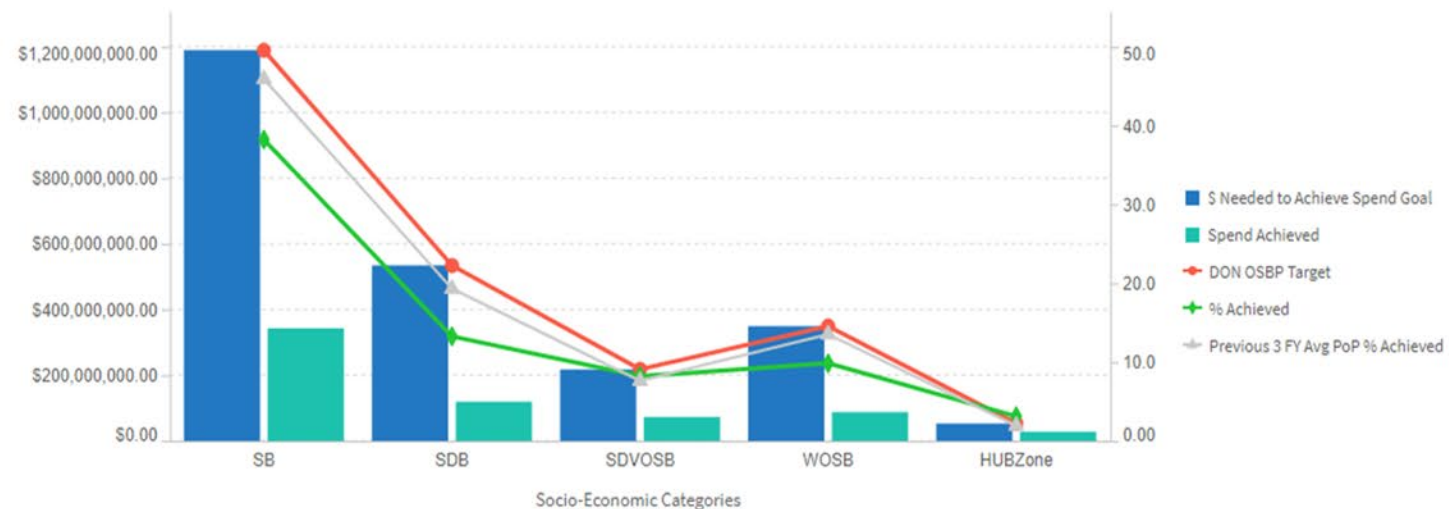
3.12%

HubZone Target: 2.22%

Small Business Performance

Category	Previous 3 FY Avg %	EOY FY2023	2024-05-09	FY2024 Targets
Small Business	45.92	49.58	38.23	49.56
Small Disadvantaged Business	19.33	21.63	13.26	22.25
Service Disabled Vet Owned	7.63	8.80	8.21	9.09
Woman Owned	13.54	15.85	9.84	14.56
HUBZone	1.93	2.59	3.12	2.22

NIWC-LANT Socio-Economic Categories



NAVWAR HQ Small Business Achievements OCT 1 to MAY 6 2024

2024-05-06

Total Eligible
\$1,345,933,390.27

Small Business
\$232,673,654.29



17.29%

SB Target: 13.8%

Small Disadvantaged
\$87,019,232.58



6.47%

SDB Target: 5.71%

Service Disabled Vet Owned
\$55,181,665.52



4.10%

SDVOSB Target: 4.73%

Woman Owned
\$64,845,351.57



4.82%

WOSB Target: 3.01%

HUBZone
\$163,232.08



0.01%

HubZone Target: 0.21%

Small Business Performance

Category	Previous 3 FY Avg %	EOY FY2023	2024-05-09	FY2024 Targets
Small Business	14.42	16.45	17.29	13.80
Small Disadvantaged Business	6.44	7.73	6.47	5.71
Service Disabled Vet Owned	5.18	5.14	4.10	4.73
Woman Owned	3.05	2.99	4.82	3.01
HUBZone	0.35	0.02	0.01	0.21

HQ Socio-Economic Categories





Interest Items

▼ Regulatory/ Policy Updates

the
future
of C4ISR
starts
here

***Naval Information
Warfare Center***



PACIFIC